

Government Rajindra College Bathinda Student Feedback Analysis Report (2020-21)

Feedback is an essential part of learning outcomes and in order to receive feedback from students a Google form was shared. Parents are being informed about students learning outcome and performance in extra-curricular activities. Suggestions were invited to enhance quality of education.

The feedback form contains 15 questions related to college performance in teaching quality, learning outcome, college infrastructure, facilities and atmosphere. Total 199 students participated in feedback. The result of the feedback analysis is given in Pie Chart presentation.

Question Table

1. How much of the syllabus is covered in the class? ਕਲਾਸ ਵਿੱਚ ਕਿੰਨਾ ਕੁ ਸਿਲੇਬਸ ਕਵਰ ਕੀਤਾ ਗਿਆ ਸੀ?

Value	Frequency	Percent	Valid Percent	Cumulative Percent
30 to 54%	6	3.0	3.0	3.0
55 to 69%	15	7.5	7.5	10.6
70 to 84%	55	27.6	27.6	38.2
85 to 100%	120	60.3	60.3	98.5
Below 30%	3	1.5	1.5	100.0
Total	199	100.0	100.0	

2. How well are the teachers able to communicate? ਅਧਿਆਪਕ ਕਿੰਨੀ ਚੰਗੀ ਤਰ੍ਹਾਂ ਸੰਚਾਰ ਕਰਨ ਦੇ ਸਨ?

	Frequency	Percent	Valid Percent	Cumulative Percent
Value Always effective	144	72.4	72.4	72.4
Generally ineffective	4	2.0	2.0	74.4
Just satisfactorily	15	7.5	7.5	81.9
Sometimes effective	31	15.6	15.6	97.5
Very poor communication	5	2.5	2.5	100.0
Total	199	100.0	100.0	

3. The teacher's approach to teaching can best be described as ਅਧਿਆਪਨ ਪ੍ਰਤੀ
ਅਧਿਆਪਕ ਦੀ ਪਹੁੰਚ ਹੇਠ ਅਨੁਸਾਰ

		Frequency	Percent	Valid Percent	Cumulative Percent
Value	Excellent	92	46.2	46.2	46.2
	Fair	7	3.5	3.5	49.7
	Good	39	19.6	19.6	69.3
	Poor	1	.5	.5	69.8
	Very good	60	30.2	30.2	100.0
	Total	199	100.0	100.0	

4. Fairness of the internal evaluation process by the teachers. ਅਧਿਆਪਕਾਂ ਦੁਆਰਾ ਅੰਦਰੂਨੀ
ਮੁਲਾਂਕਣ ਪ੍ਰਕਿਰਿਆ ਦੀ ਨਿਰਪੱਖਤਾ

		Frequency	Percent	Valid Percent	Cumulative Percent
Value	Always fair	125	62.8	62.8	62.8
	Sometimes unfair	15	7.5	7.5	70.4
	Unfair	2	1.0	1.0	71.4
	Usually fair	54	27.1	27.1	98.5
	Usually unfair	3	1.5	1.5	100.0
	Total	199	100.0	100.0	

5. Was your performance in assignments discussed with you? ਕੀ ਅਸਾਈਨਮੈਂਟਾਂ ਵਿੱਚ ਤੁਹਾਡੀ
ਕਾਰਗੁਜ਼ਾਰੀ ਬਾਰੇ ਤੁਹਾਡੇ ਨਾਲ ਚਰਚਾ ਕੀਤੀ ਗਈ ਸੀ?

		Frequency	Percent	Valid Percent	Cumulative Percent
Value	Every time	116	58.3	58.3	58.3
	never	7	3.5	3.5	61.8
	Occasionally/Sometimes	26	13.1	13.1	74.9
	rarely	21	10.6	10.6	85.4
	Usually	29	14.6	14.6	100.0
	Total	199	100.0	100.0	

6. The teaching and mentoring process in your institution facilitates you in cognitive, social and emotional growth. **ਤੁਹਾਡੀ ਸੰਸਥਾ ਵਿੱਚ ਅਧਿਆਪਨ ਅਤੇ ਸਲਾਹ ਦੇਣ ਦੀ ਪ੍ਰਕਿਰਿਆ ਤੁਹਾਨੂੰ ਬੋਧਾਤਮਕ, ਸਮਾਜਿਕ ਅਤੇ ਭਾਵਨਾਤਮਕ ਵਿਕਾਸ ਵਿੱਚ ਸਹਾਇਤਾ ਕਰਦੀ ਹੈ।**

	Frequency	Percent	Valid Percent	Cumulative Percent
Value Marginally	3	1.5	1.5	1.5
Moderately	20	10.1	10.1	11.6
Not at all	6	3.0	3.0	14.6
Significantly	44	22.1	22.1	36.7
Very well	126	63.3	63.3	100.0
Total	199	100.0	100.0	

7. The institution provides multiple opportunities to learn and grow. **ਸੰਸਥਾ ਸਿੱਖਣ ਅਤੇ ਵਧਣ ਦੇ ਕਈ ਮੌਕੇ ਪ੍ਰਦਾਨ ਕਰਦੀ ਹੈ।**

	Frequency	Percent	Valid Percent	Cumulative Percent
Value Agree	90	45.2	45.2	45.2
Disagree	8	4.0	4.0	49.2
Neutral	28	14.1	14.1	63.3
Strongly agree	45	22.6	22.6	85.9
Strongly disagree	28	14.1	14.1	100.0
Total	199	100.0	100.0	

8. Teachers inform you about your expected competencies, course outcomes and programme outcomes. **ਅਧਿਆਪਕ ਤੁਹਾਨੂੰ ਤੁਹਾਡੀਆਂ ਅਨੁਮਾਨਿਤ ਯੋਗਤਾਵਾਂ, ਕੋਰਸ ਦੇ ਨਤੀਜਿਆਂ ਅਤੇ ਪ੍ਰੋਗਰਾਮ ਦੇ ਨਤੀਜਿਆਂ ਬਾਰੇ ਸੂਚਿਤ ਕਰਦੇ ਹਨ।**

	Frequency	Percent	Valid Percent
Value Every time	138	69.3	69.3
Never	2	1.0	1.0
Occasionally/Sometimes	20	10.1	10.1
Rarely	5	2.5	2.5
Usually	34	17.1	17.1
Total	199	100.0	100.0

9. The teachers explain the concepts through examples and applications. ਅਧਿਆਪਕ ਉਦਾਹਰਣਾਂ ਅਤੇ ਐਪਲੀਕੇਸ਼ਨਾਂ ਰਾਹੀਂ ਸੰਕਲਪਾਂ ਦੀ ਵਿਆਖਿਆ ਕਰਦੇ ਹਨ

	Frequency	Percent	Valid Percent	Cumulative Percent
Value				
Everytime	127	63.8	63.8	63.8
Never	3	1.5	1.5	65.3
Occasionally/Sometimes	18	9.0	9.0	74.4
Rarely	4	2.0	2.0	76.4
Usually	47	23.6	23.6	100.0
Total	199	100.0	100.0	

10. Teachers are able to identify your strengths and weaknesses and help you to overcome them. ਅਧਿਆਪਕ ਤੁਹਾਡੀਆਂ ਖੂਬੀਆਂ ਅਤੇ ਕਮਜ਼ੋਰੀਆਂ ਦੀ ਪਛਾਣ ਕਰਨ ਦੇ ਯੋਗ ਹੁੰਦੇ ਹਨ ਅਤੇ ਉਹਨਾਂ ਨੂੰ ਦੂਰ ਕਰਨ ਵਿੱਚ ਤੁਹਾਡੀ ਮਦਦ ਕਰਦੇ ਹਨ।

	Frequency	Percent	Valid Percent	Cumulative Percent
Value				
Everytime	117	58.8	58.8	58.8
never	5	2.5	2.5	61.3
occasionally	9	4.5	4.5	65.8
rarely	17	8.5	8.5	74.4
Usually	51	25.6	25.6	100.0
Total	199	100.0	100.0	

11. Teachers encourage you to participate in extracurricular activities ਅਧਿਆਪਕ ਤੁਹਾਨੂੰ ਪਾਠਕ੍ਰਮ ਤੋਂ ਬਾਹਰ ਦੀਆਂ ਗਤੀਵਿਧੀਆਂ ਵਿੱਚ ਹਿੱਸਾ ਲੈਣ ਲਈ ਉਤਸ਼ਾਹਿਤ ਕਰਦੇ ਹਨ

	Frequency	Percent	Valid Percent	Cumulative Percent
Value				
Agree	85	42.7	42.7	42.7
Disagree	2	1.0	1.0	43.7
Neutral	18	9.0	9.0	52.8
Strongly agree	93	46.7	46.7	99.5
Strongly disagree	1	.5	.5	100.0
Total	199	100.0	100.0	

12. Efforts are made by the institute/ teachers to inculcate soft skills, life skills and employability skills to make you ready for job ਇੰਸਟੀਚਿਊਟ/ਅਧਿਆਪਕਾਂ ਦੁਆਰਾ ਤੁਹਾਨੂੰ ਨੌਕਰੀ ਲਈ ਤਿਆਰ ਕਰਨ ਲਈ soft skills, ਜੀਵਨ ਹੁਨਰ ਅਤੇ ਰੁਜ਼ਗਾਰ ਯੋਗਤਾ ਦੇ ਹੁਨਰ ਪੈਦਾ ਕਰਨ ਦੇ ਯਤਨ ਕੀਤੇ ਜਾਂਦੇ ਹਨ।

	Frequency	Percent	Valid Percent	Cumulative Percent
Value Agree	89	44.7	44.7	44.7
Disagree	10	5.0	5.0	49.7
Neutral	27	13.6	13.6	63.3
Strongly agree	71	35.7	35.7	99.0
Strongly disagree	2	1.0	1.0	100.0
Total	199	100.0	100.0	

13. The overall quality of teaching-learning process in your institute is very good. ਤੁਹਾਡੀ ਸੰਸਥਾ ਵਿੱਚ ਅਧਿਆਪਨ-ਸਿਖਲਾਈ ਪ੍ਰਕਿਰਿਆ ਦੀ ਸਮੁੱਚੀ ਗੁਣਵੱਤਾ ਬਹੁਤ ਵਧੀਆ ਹੈ।

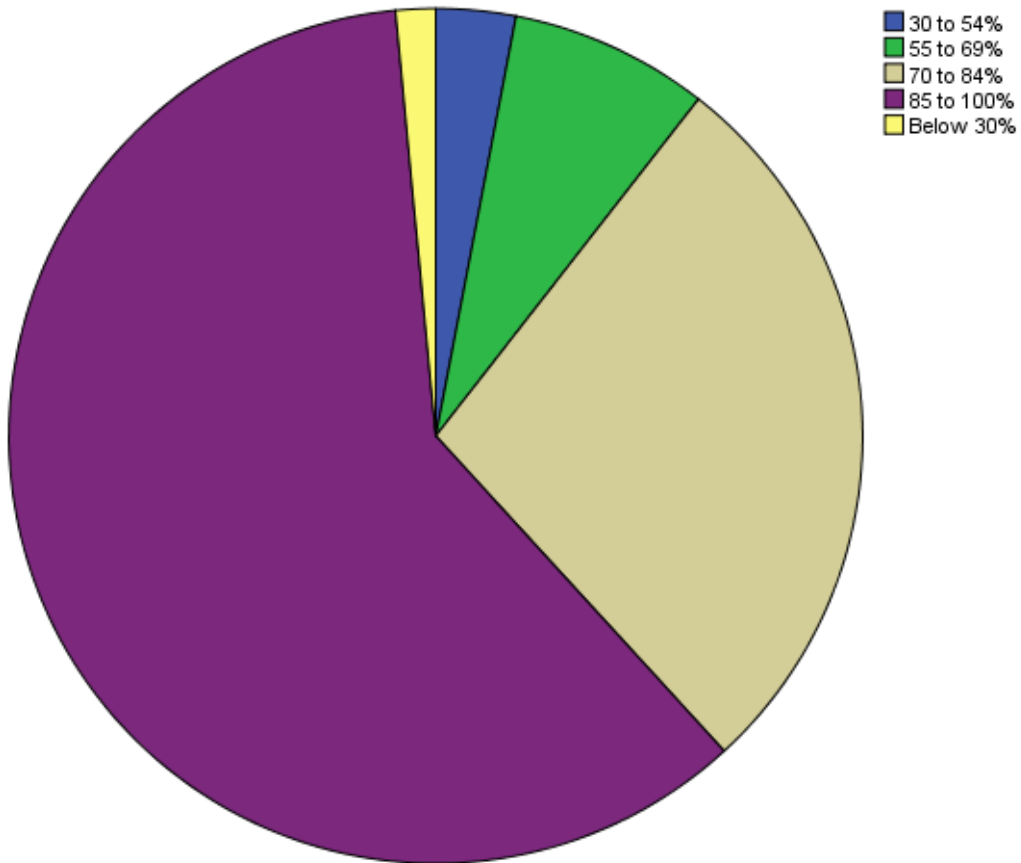
	Frequency	Percent	Valid Percent	Cumulative Percent
Value Agree	96	48.2	48.2	48.2
Disagree	5	2.5	2.5	50.8
Neutral	27	13.6	13.6	64.3
Strongly agree	69	34.7	34.7	99.0
Strongly disagree	2	1.0	1.0	100.0
Total	199	100.0	100.0	

14. The teachers use projector/ppt in class ਅਧਿਆਪਕ ਕਲਾਸ ਵਿੱਚ ਪ੍ਰੋਜੈਕਟਰ/ppt ਦੀ ਵਰਤੋਂ ਕਰਦੇ ਹਨ

	Frequency	Percent	Valid Percent	Cumulative Percent
Value Agree	57	28.6	28.6	28.6
Disagree	42	21.1	21.1	49.7
Neutral	24	12.1	12.1	61.8
Strongly agree	57	28.6	28.6	90.5
Strongly disagree	19	9.5	9.5	100.0
Total	199	100.0	100.0	

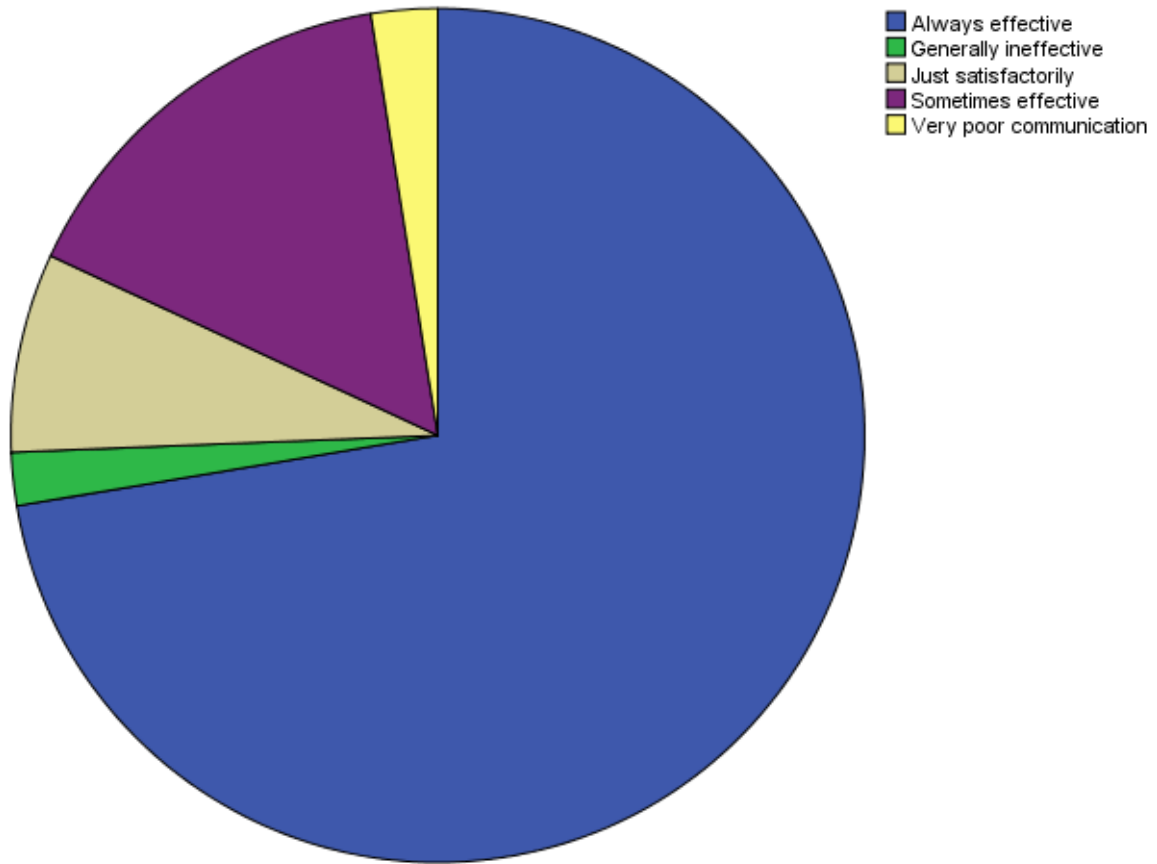
Pie Chart Elaboration of the Responses

1. How much of the syllabus is covered in the class? ਕਲਾਸ ਵਿੱਚ ਕਿੰਨਾ ਕੁ ਸਿਲੇਬਸ ਕਵਰ ਕੀਤਾ ਗਿਆ ਸੀ?



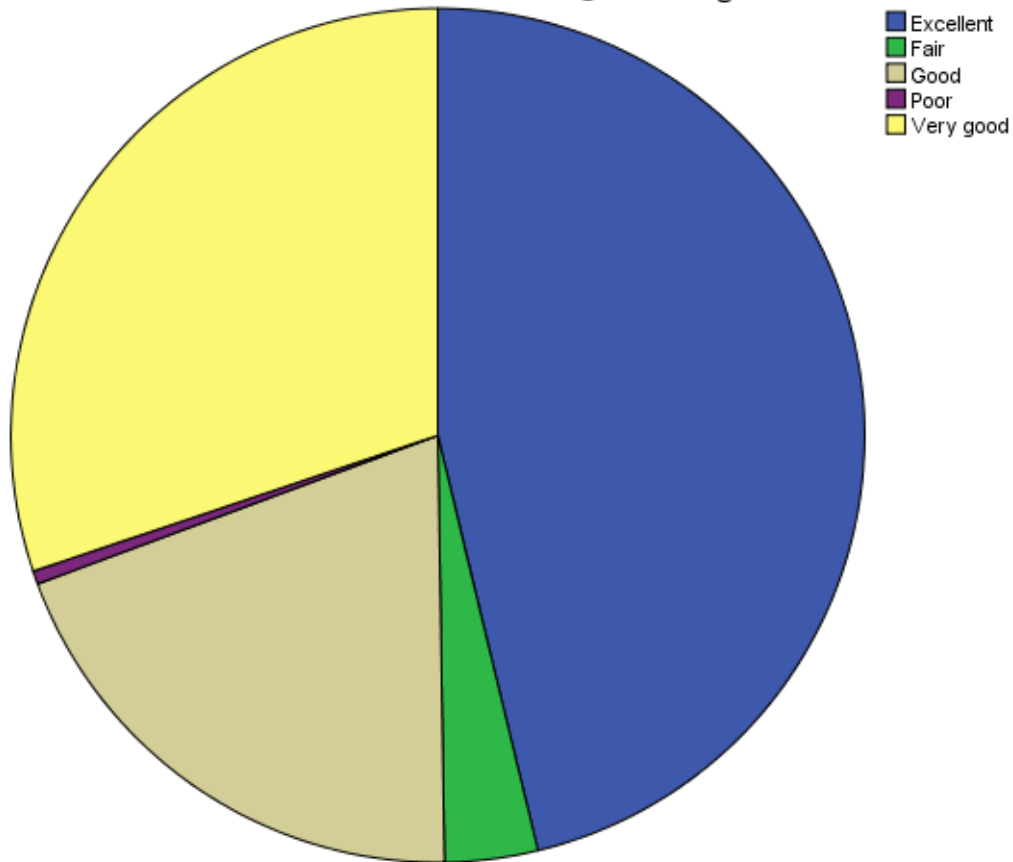
More than 60% students responded positively that almost complete syllabus was delivered to them and nearly 87% students responded that more than 70% syllabus was delivered in the tough times of Covid-19. Being a rural area dominated college. It is a very good number.

2.How well are the teachers able to communicate? ਅਧਿਆਪਕ ਕਿੰਨੀ ਚੰਗੀ ਤਰ੍ਹਾਂ ਸੰਚਾਰ ਕਰਨ ਦੇ ਸਨ?



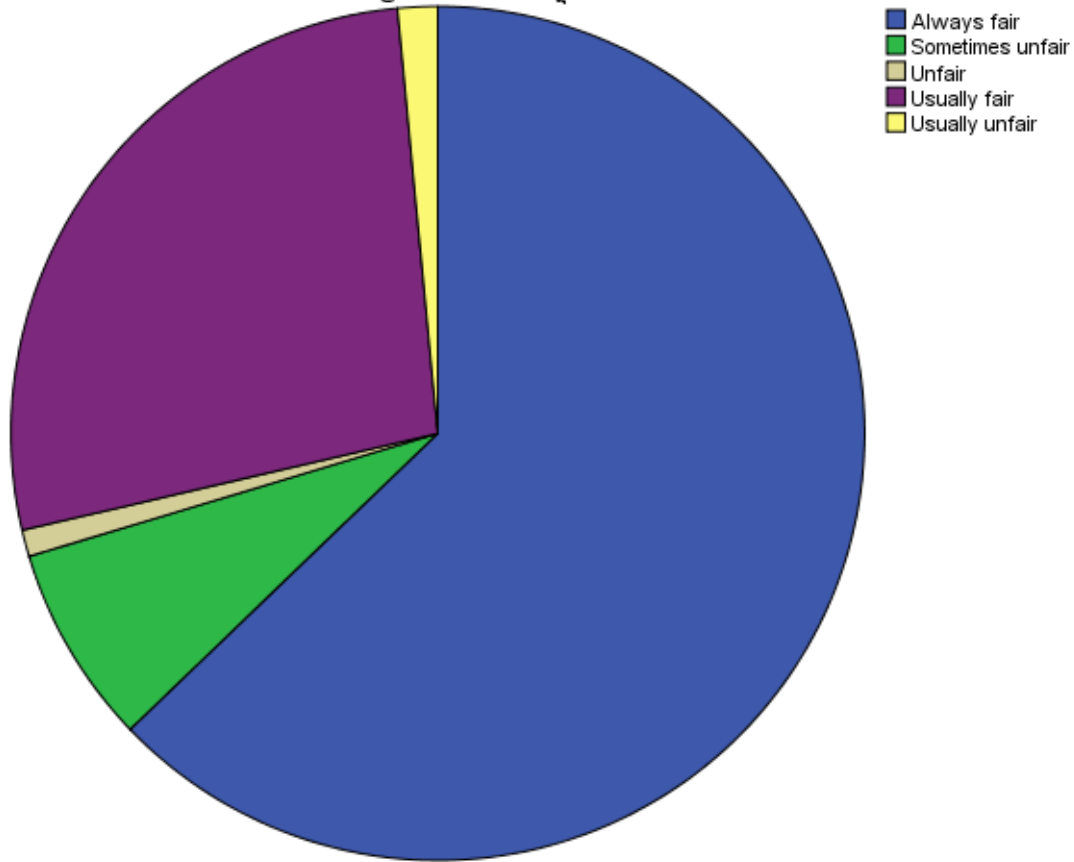
Communication is very important aspect of teaching learning process. Our institute achieved great level of satisfaction and it is quite visible in the response. “Always effective” and “Sometimes effective” have combined value of: 175 of total 199 feedbacks. That represents around 86% of total submitted responses. A significant improvement from last year’s 76% satisfaction response.

3.The teacher's approach to teaching can best be described as ਅਧਿਆਪਨ ਪ੍ਰਤੀ
ਅਧਿਆਪਕ ਦੀ ਪਹੁੰਚ ਰੇਠ ਅਨੁਸਾਰ



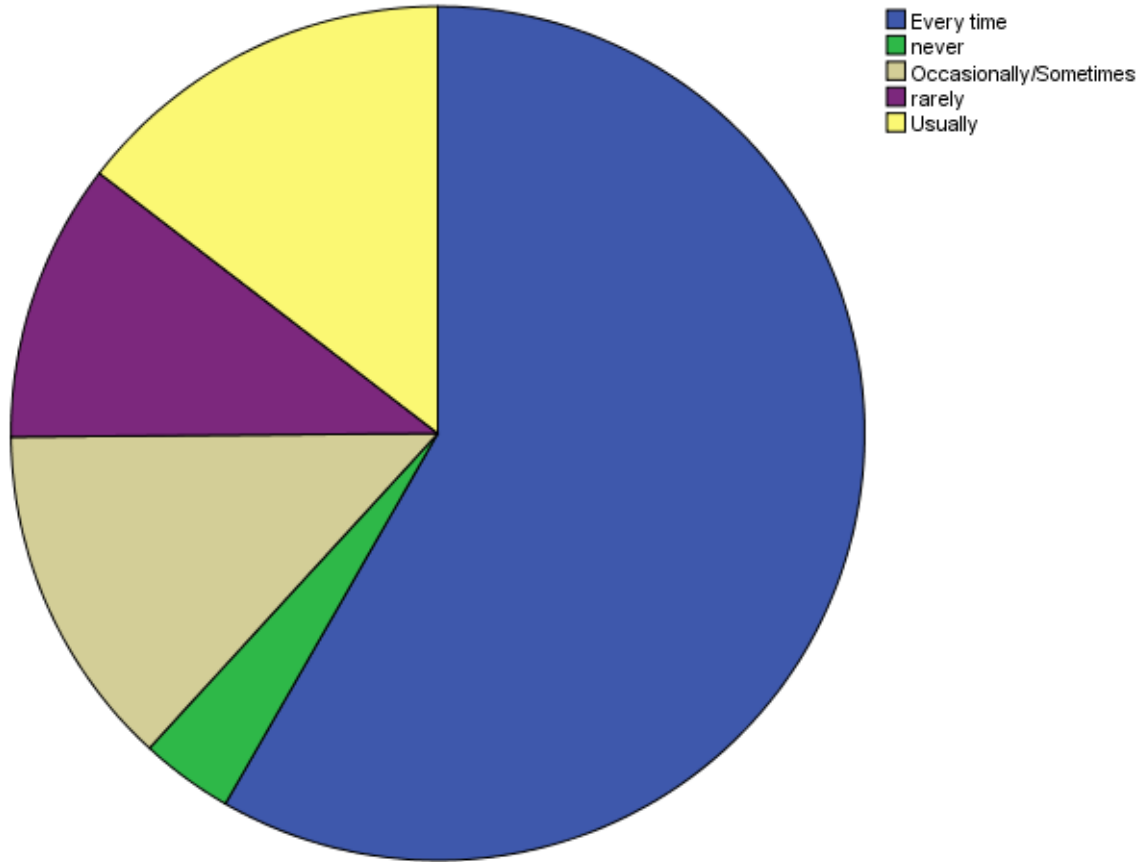
“Excellent” and “Very good” have combined value of: 155 out of 199 responses. That means around 77% students are happy with the approach of teachers.

4. Fairness of the internal evaluation process by the teachers. ਅਧਿਆਪਕਾਂ ਦੁਆਰਾ ਅੰਦਰੂਨੀ ਮੁਲਾਂਕਣ ਪ੍ਰਕਿਰਿਆ ਦੀ ਨਿਰਪੱਖਤਾ



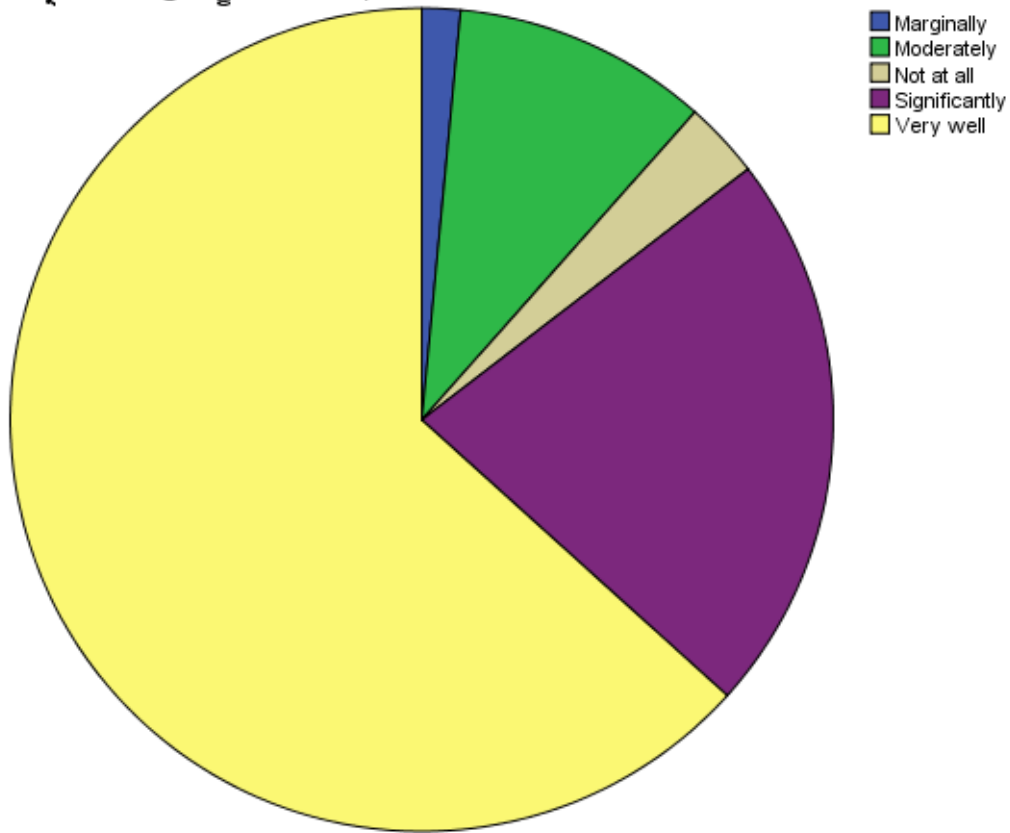
Fairness and equality are most of the important factors in socio-academic connect of students. Fair internal evaluation make an institution outstanding and the institute is consistently maintaining equality and unbiasedness. 179 out of 199 respondents rated the institute with “always fair and usually fair. That represents nearly 90% of total students.

5. Was your performance in assignments discussed with you? ਕੀ ਅਸਾਈਨਮੈਂਟਾਂ ਵਿੱਚ ਤੁਹਾਡੀ ਕਾਰਗੁਜ਼ਾਰੀ ਬਾਰੇ ਤੁਹਾਡੇ ਨਾਲ ਚਰਚਾ ਕੀਤੀ ਗਈ ਸੀ?



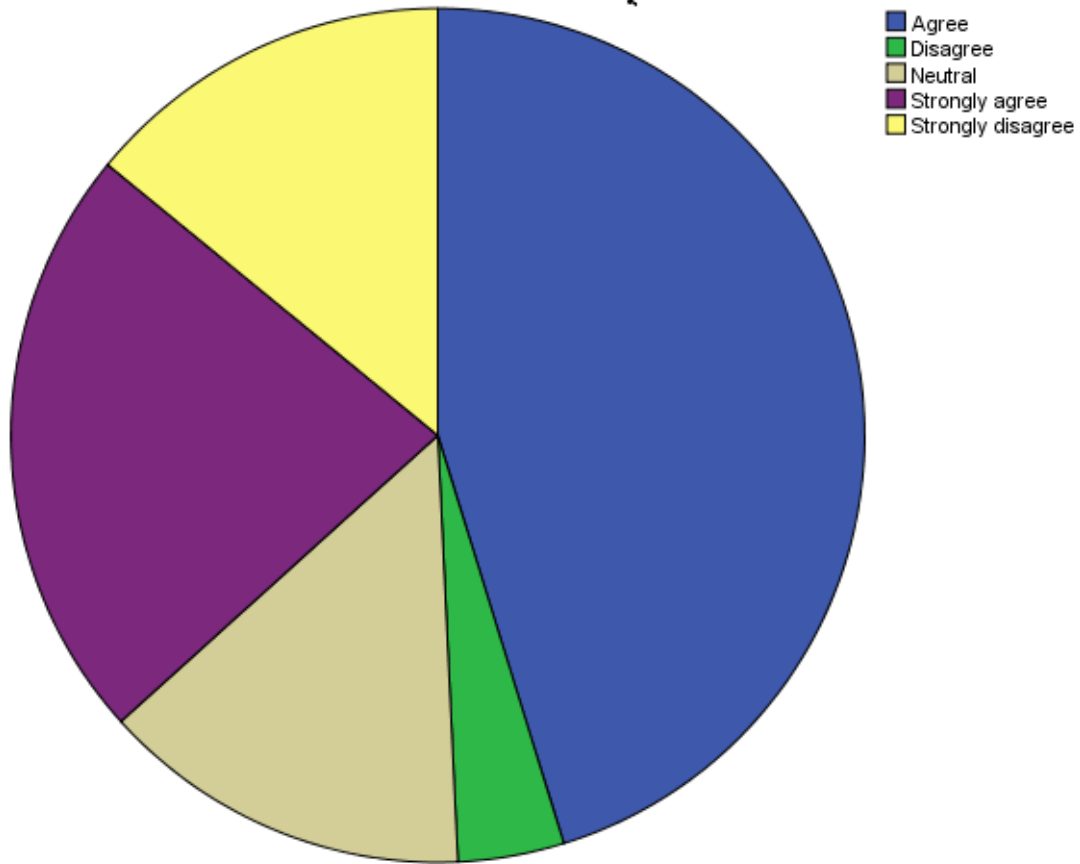
“Every time” and “usually” have combined value of: 145 out of 199 feedbacks. That means around 72% students have validated transparent evaluation process. That is good number but the institute is focused to bring more students in this process. That will definitely help those students who are reluctant to take classes.

6.The teaching and mentoring process in your institution facilitates you in cognitive, social and emotional growth. ਤੁਹਾਡੀ ਸੰਸਥਾ ਵਿੱਚ ਅਧਿਆਪਨ ਅਤੇ ਸਲਾਹ ਦੇਣ ਦੀ ਪ੍ਰਕਿਰਿਆ ਤੁਹਾਨੂੰ ਬੌਧਾਤਮਕ, ਸਮਾਜਿਕ ਅਤੇ ਭਾਵਨਾਤਮਕ ਵਿਕਾਸ ਵਿੱਚ ਸਹਾਇਤਾ ਕਰਦੀ ਹੈ।



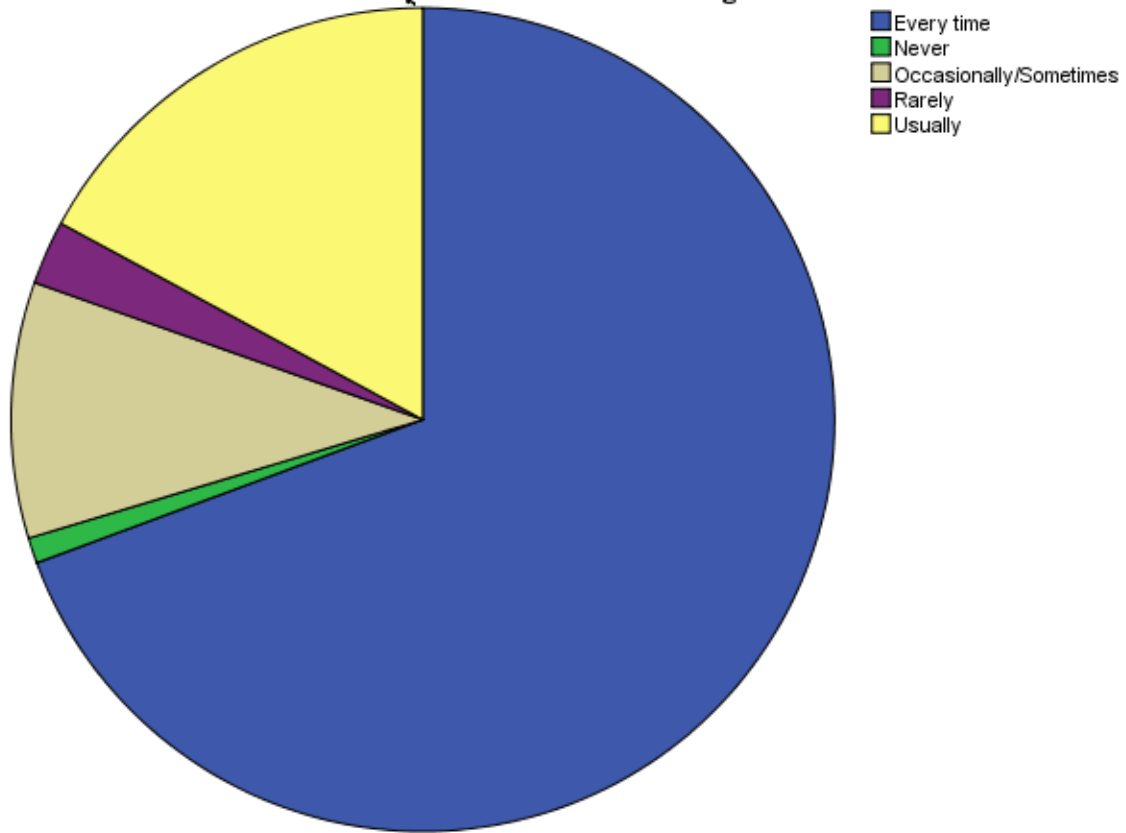
“Excellent” and “Very good” have combined value of: 173 out of 199. Nearly 87% students are happy with mentoring process. Going forward college is committed to put more efforts in this mentoring process to provide better opportunities to students in their skill development and career advancement.

7.The institution provides multiple opportunities to learn and grow. ਸੰਸਥਾ ਸਿੱਖਣ ਅਤੇ ਵਧਣ ਦੇ ਕਈ ਮੌਕੇ ਪ੍ਰਦਾਨ ਕਰਦੀ ਹੈ।



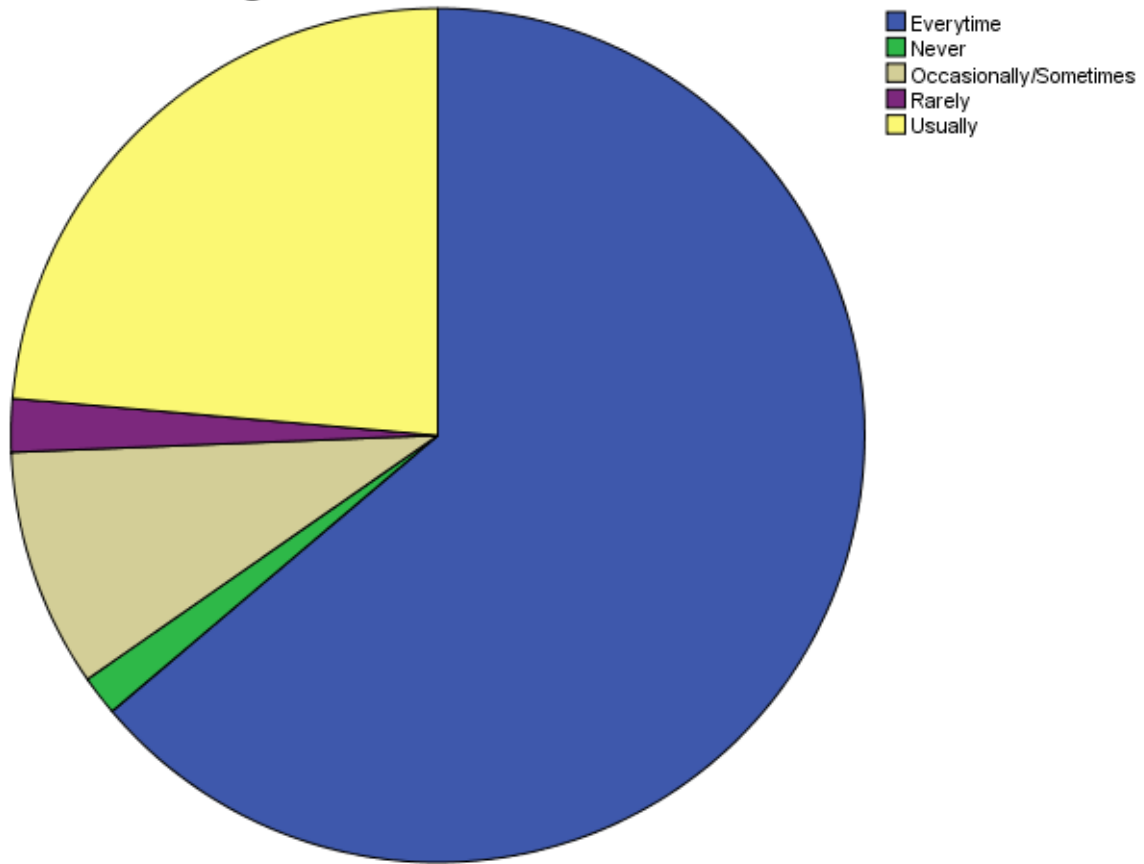
“Strongly agree” and “Agree” have combined value of: 171 out of 199. Nearly around 86% students find their college worth in learning and other career opportunities.

8. Teachers inform you about your expected competencies, course outcomes and programme outcomes. ਅਧਿਆਪਕ ਤੁਹਾਨੂੰ ਤੁਹਾਡੀਆਂ ਅਨੁਮਾਨਿਤ ਯੋਗਤਾਵਾਂ, ਕੋਰਸ ਦੇ ਨਤੀਜਿਆਂ ਅਤੇ ਪ੍ਰੋਗਰਾਮ ਦੇ ਨਤੀਜਿਆਂ ਬਾਰੇ ਸੂਚਿਤ ਕਰਦੇ ਹਨ



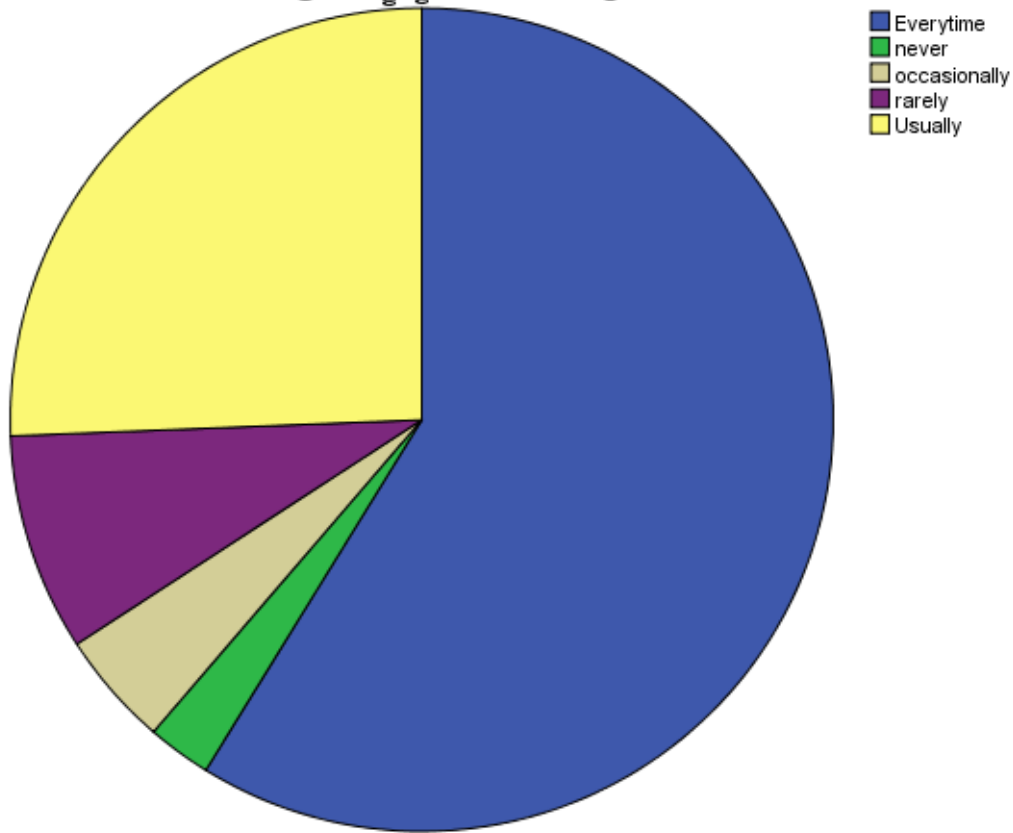
“Every time” and “usually” have combined value of: 172 out of 199 feedbacks. That is nearly around 86%, reflects how teachers are concerned for students and provide all the information and support to become competent in their respective interests.

9.The teachers explain the concepts through examples and applications.
ਅਧਿਆਪਕ ਉਦਾਹਰਣਾਂ ਅਤੇ ਐਪਲੀਕੇਸ਼ਨਾਂ ਰਾਹੀਂ ਸਕਲਪਾਂ ਦੀ ਵਿਆਖਿਆ ਕਰਦੇ ਹਨ



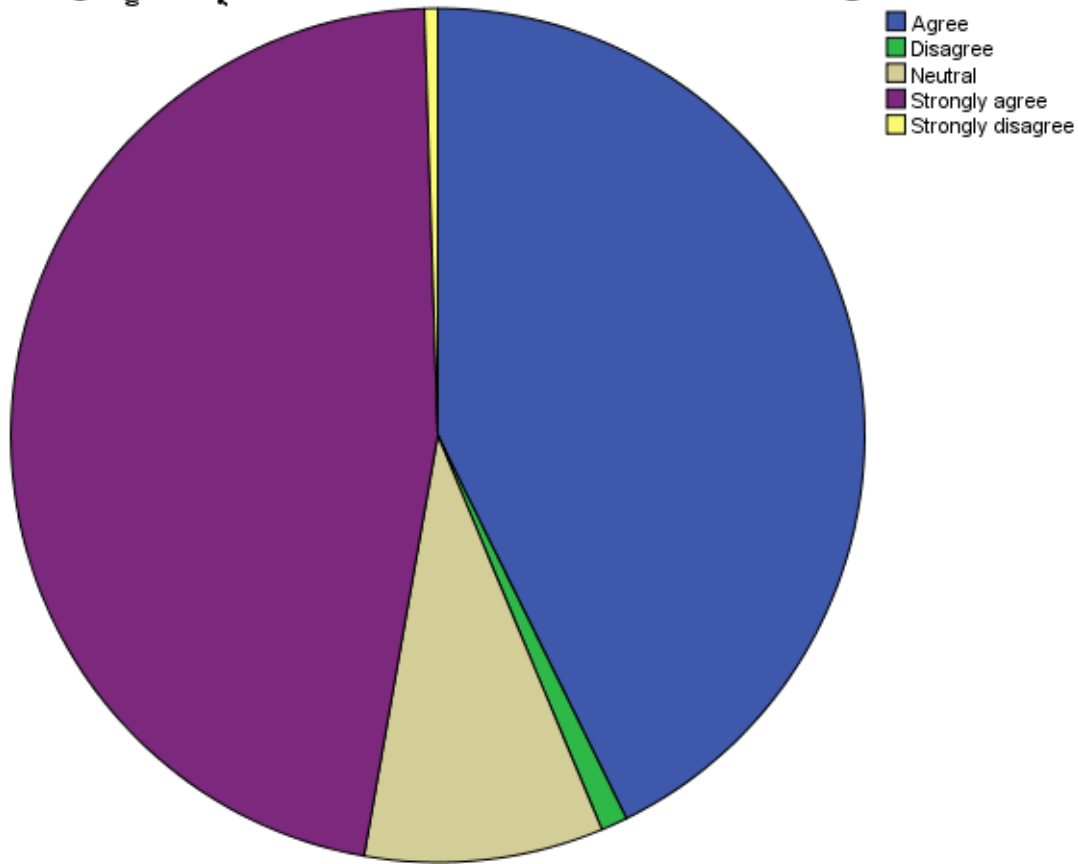
“Every time” and “usually” have combined value of: 174 out of 199 feedbacks. Around 86% students agreed that teachers provided conceptual clarity.

10. Teachers are able to identify your strengths and weaknesses and help you to overcome them. ਅਧਿਆਪਕ ਤੁਹਾਡੀਆਂ ਖੂਬੀਆਂ ਅਤੇ ਕਮਜ਼ੋਰੀਆਂ ਦੀ ਪਛਾਣ ਕਰਨ ਦੇ ਯੋਗ ਹੁੰਦੇ ਹਨ ਅਤੇ ਉਹਨਾਂ ਨੂੰ ਦੂਰ ਕਰਨ ਵਿੱਚ ਤੁਹਾਡੀ ਮਦਦ ਕਰਦੇ ਹਨ।



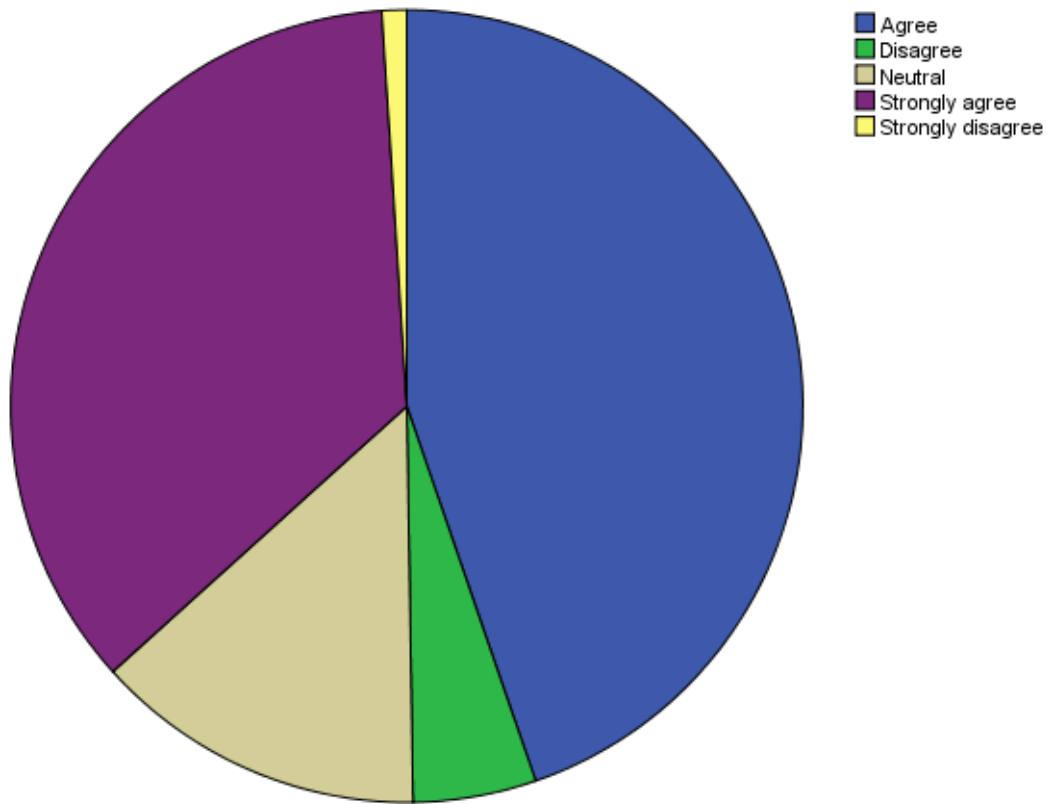
“Every time” and “usually” have combined value of: 168 out of 199 feedbacks. Nearly around 84% students are happy that Teachers usually discuss with students in person to their problems and mentoring is one of the core strength of the institution.

11. Teachers encourage you to participate in extracurricular activities ਅਧਿਆਪਕ ਤੁਹਾਨੂੰ ਪਾਠਕ੍ਰਮ ਤੋਂ ਬਾਹਰ ਦੀਆਂ ਗਤੀਵਿਧੀਆਂ ਵਿੱਚ ਹਿੱਸਾ ਲੈਣ ਲਈ ਉਤਸ਼ਾਹਿਤ ਕਰਦੇ ਹਨ



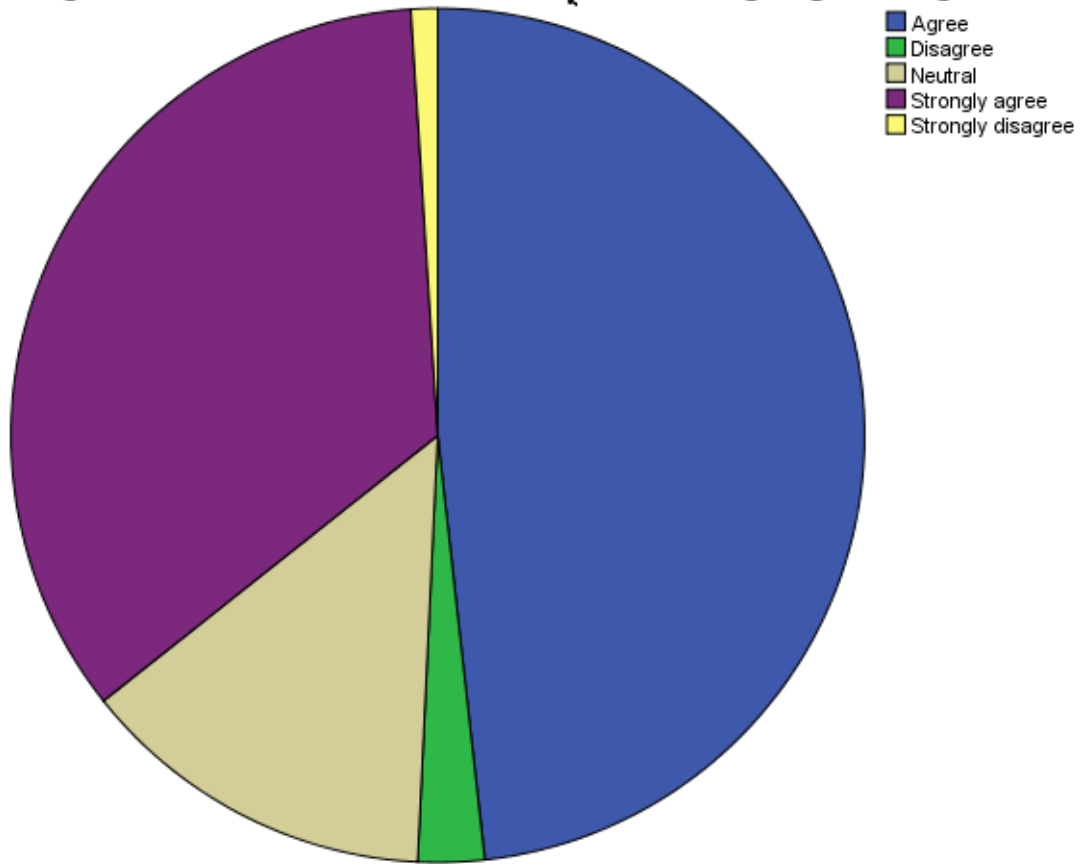
“Strongly agree” and “Agree” have combined value of: 178 out of 199 feedbacks. Nearly 90% students are agree with the institution’s approach to provide students with extra-curricular activity to learn different things to exercise one’s interest and serve the society in best possible way. The increase in number is significant as in previous year it was near about 84%.

12. Efforts are made by the institute/ teachers to inculcate soft skills, life skills and employability skills to make you ready for job ਇਸਟੀਚਿਊਟ/ਅਧਿਆਪਕਾਂ ਦੁਆਰਾ ਤੁਹਾਨੂੰ ਨੌਕਰੀ ਲਈ ਤਿਆਰ ਕਰਨ ਲਈ soft skills, ਜੀਵਨ ਹੁਨਰ ਅਤੇ ਰੁਜ਼ਗਾਰ ਯੋਗਤਾ ਦੇ ਹੁਨਰ ਪੈਦਾ ਕਰਨ ਦੇ ਯਤਨ ਕੀਤੇ ਜਾਂਦੇ ਹਨ।



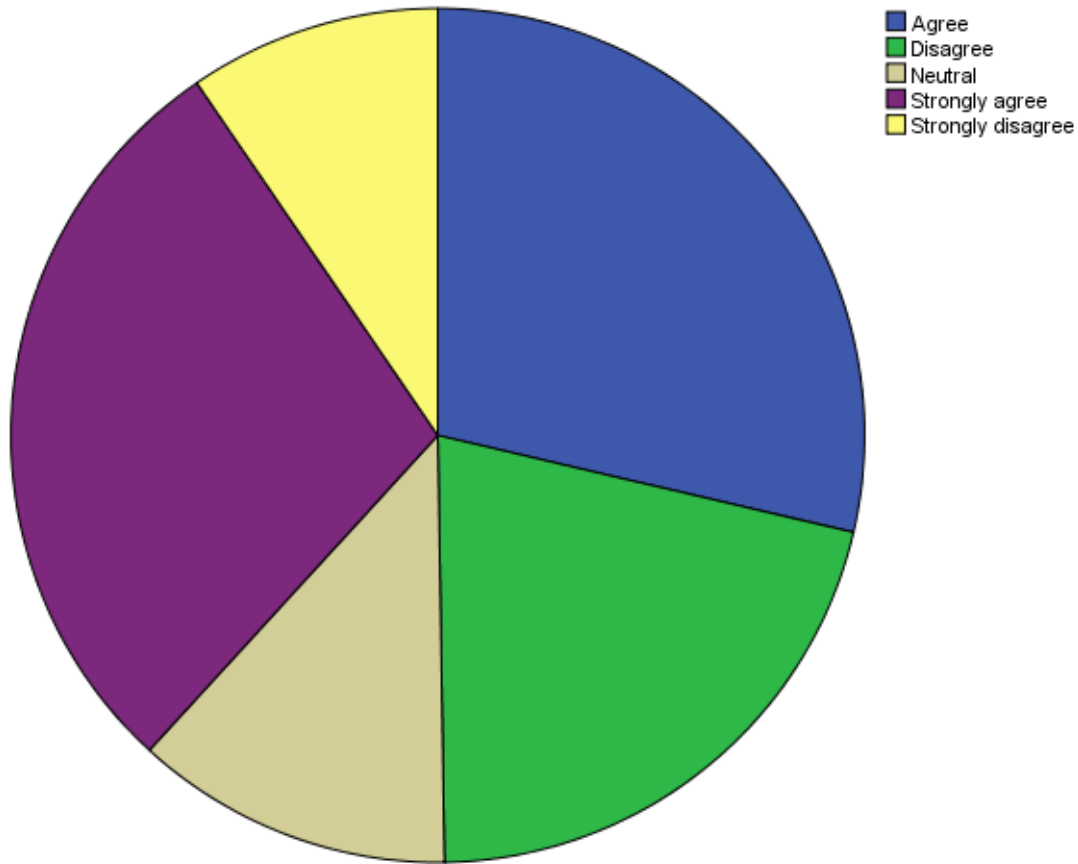
“Strongly agree” and “Agree” have combined value of: 160 out of 199 feedbacks. Teaching staff and supporting staff always embraces their support to students to acquire best skills.

13. The overall quality of teaching-learning process in your institute is very good.
ਤੁਹਾਡੀ ਸੰਸਥਾ ਵਿੱਚ ਅਧਿਆਪਨ-ਸਿਖਲਾਈ ਪ੍ਰਕਿਰਿਆ ਦੀ ਸਮੁੱਚੀ ਗੁਣਵੱਤਾ ਬਹੁਤ ਵਧੀਆ ਹੈ।



“Strongly agree” and “Agree” have combined value of: 165 out of 199 feedbacks. That represents, 83% of total students are satisfied with institute’s learning process.

14. The teachers use projector/ppt in class ਅਧਿਆਪਕ ਕਲਾਸ ਵਿੱਚ ਪ੍ਰੋਜੈਕਟਰ/ppt ਦੀ ਵਰਤੋਂ ਕਰਦੇ ਹਨ



“Strongly disagree” and “Disagree” have combined value of: 57 out of 199 feedbacks. That represents nearly 29% students are unhappy with ICT enabled learning material. Though this number was at 31.2% last year in the previous year which shows slight improvement from the previous year but not significant. Teachers are dedicated to use ICT/smart class for student’s better learning but we have more than four thousand students and the availability of smart class and projectors in proportion to number of students are not sufficient. The institute has added few ICT enabled classrooms during the year to bridge the gap. We are hopeful to achieve student’s satisfaction in this field as well.