



Feedback Analysis Report

Session: * 2023-24 Report Type: * Infrastructure Feedback View Summary

Government Rajindra College Bathinda Infrastructure Feedback Report

Session: 2023-24

Contents:

- Objective
- Methodology for Analysis
- Participants
- Analysis and Interpretation
 - Class Rooms
 - Library
 - Administration, Office & Campus
 - Canteen
 - Computer Labs
 - Other Lab Facilities
 - Hostel (if applicable)
 - Overall Score for Various Categories

Objective

- To measure the student's level of satisfaction on their experiences with the Government Rajindra College Bathinda covering the following areas:
 - Adequacy, accessibility and quality of teaching-learning resources in the college environment.
 - Effectiveness of communication.
 - Academic Staff Performance (Quality of teaching).
 - Evaluation procedure and its effectiveness.
 - Overall student satisfaction level.
- To identify and address gaps for improvement.

The survey was conducted online. Each question has five responses, and respondents have to choose the most appropriate one.

Methodology for Analysis:

The questionnaire is based on the Likert scale where the responses are recorded on a scale of 1 to 5, with the most positive response (Excellent) being rated as 5 and last option of response (Fair) being rated as 1. The given questionnaire was filled online by 3062 random respondents from all streams. After the survey, the mean score for each question has been calculated and the overall mean has been arrived at.

Method for calculation of mean score on Likert Scale:

To determine the mean score of the 5-point Likert scale, the following formula has been used:

Mean score = (5 × No. of responses in Excellent parameter + 4 × No. of responses in Very Good parameter + 3 × No. of responses in Good parameter + 2 × No. of responses in Fair parameter + 1 × No. of responses in Average parameter) / Total No. of responses in All parameters.

Participants

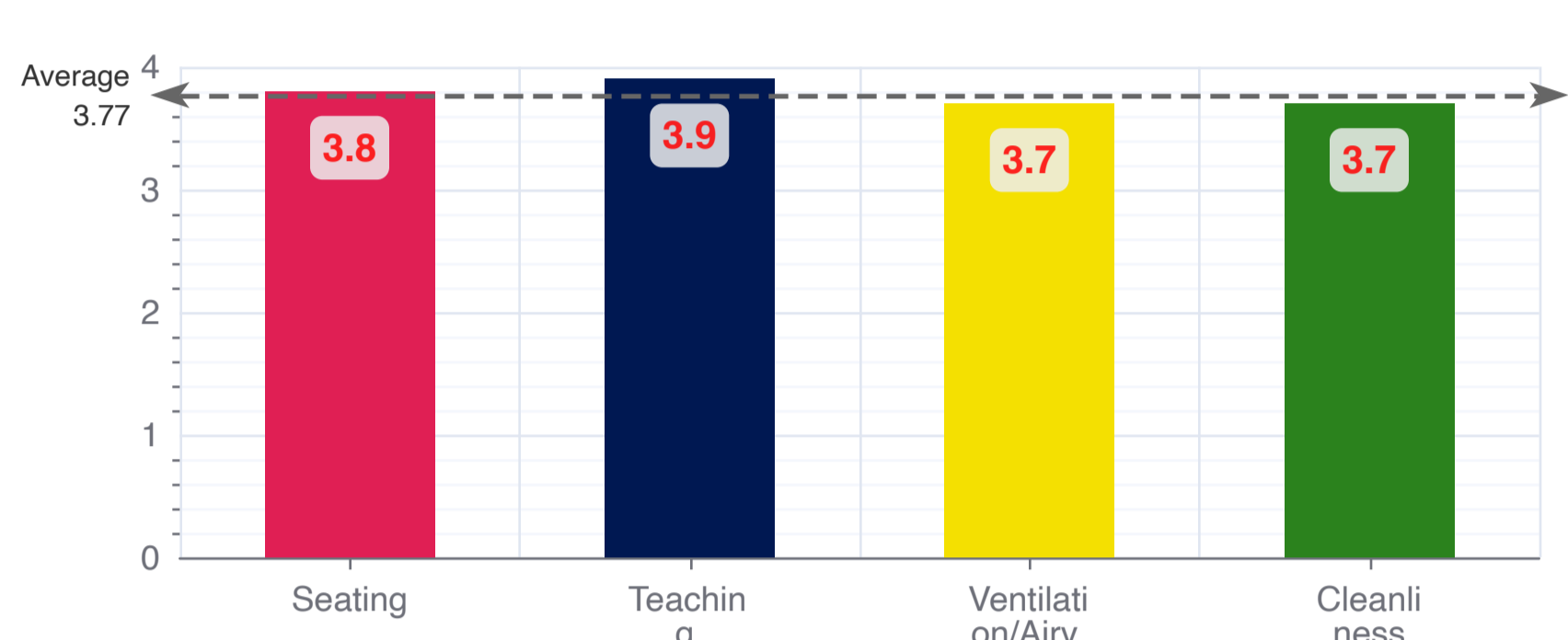
Parameter	Respondents
Total Respondents	3062
TOTAL	3062

Analysis and Interpretation:

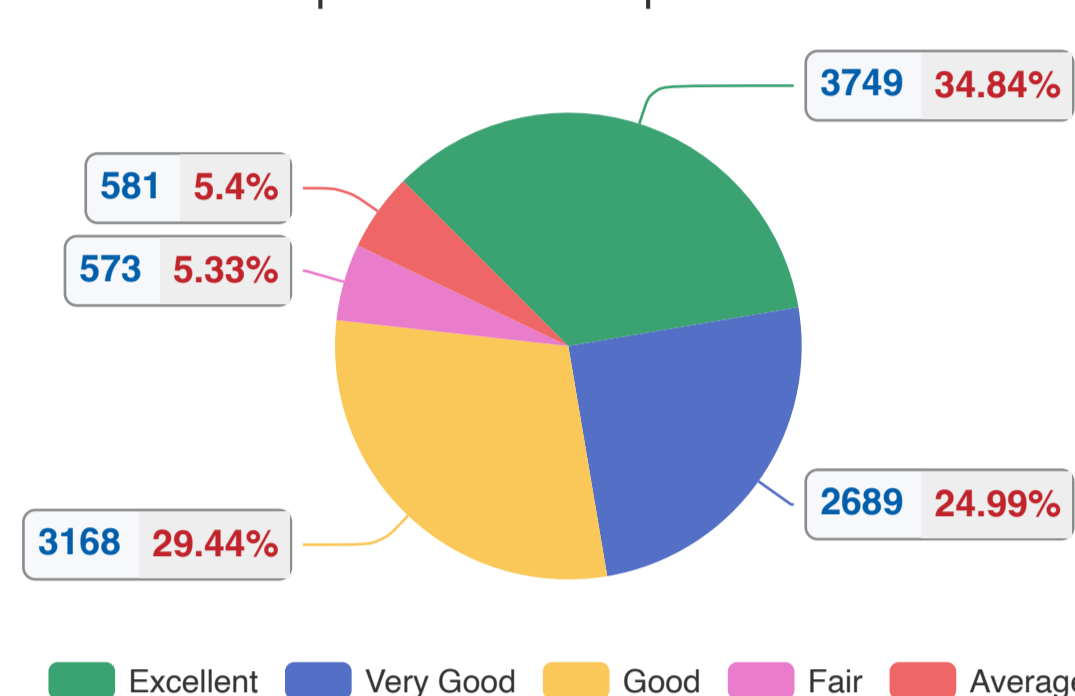
1 - Class Rooms

Parameter	Excellent (5)	Very Good (4)	Good (3)	Fair (2)	Average (1)	Total	Mean Score
Seating capacity	1051	667	805	131	145	2799	3.8
Teaching Learning aids	965	725	763	116	102	2671	3.9
Ventilation/Airy/lighting	876	651	813	163	158	2661	3.7
Cleanliness	857	646	787	163	176	2629	3.7
Total	3749	2689	3168	573	581	10760	3.8

Course wise Mean Score



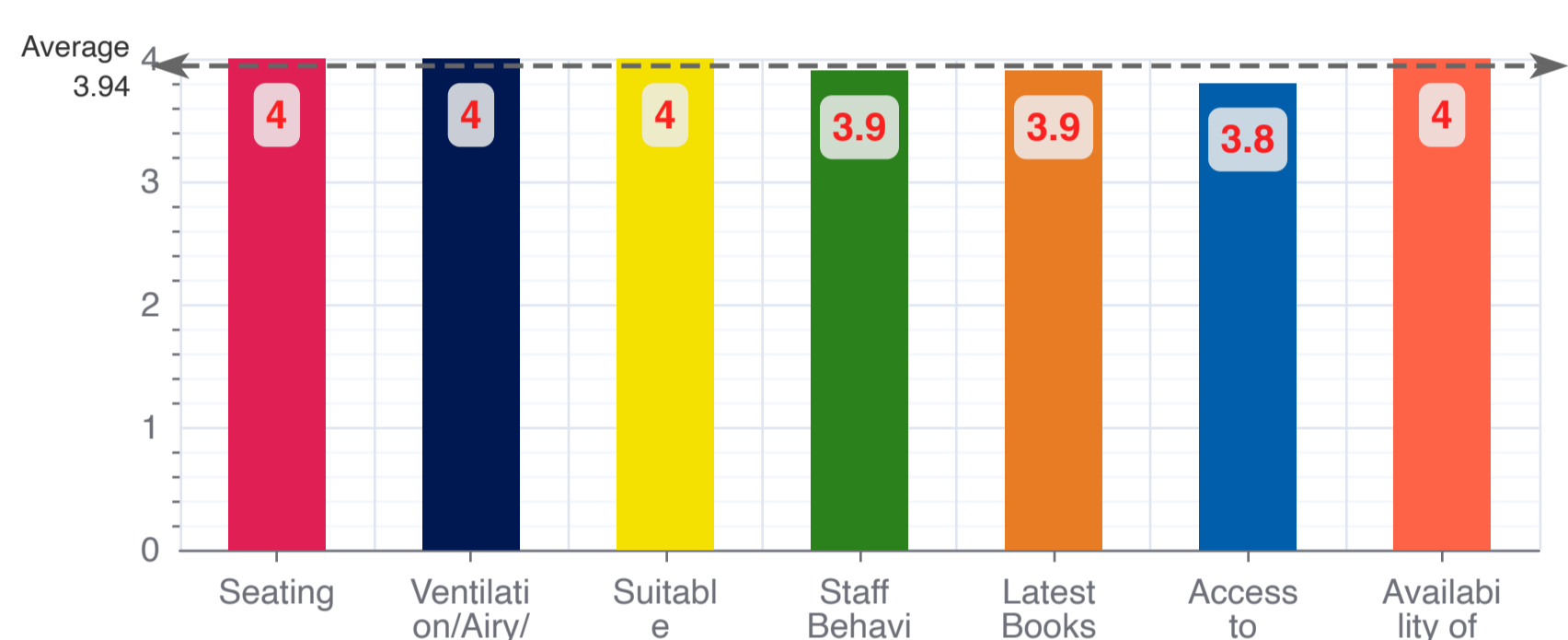
Option wise Respondents



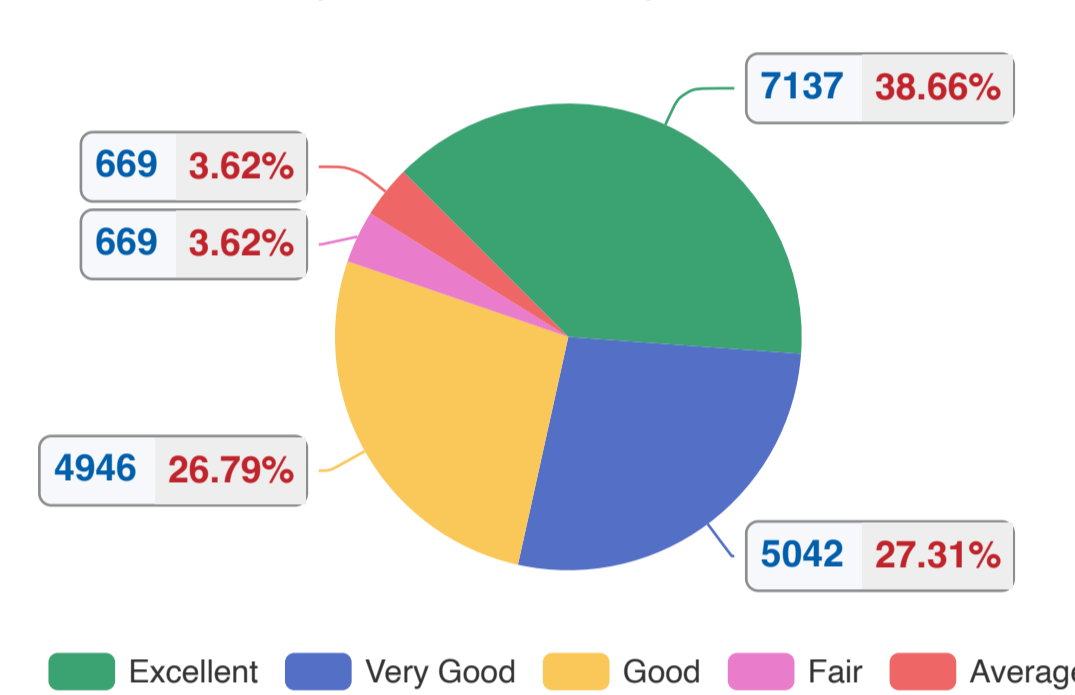
2 - Library

Parameter	Excellent (5)	Very Good (4)	Good (3)	Fair (2)	Average (1)	Total	Mean Score
Seating arrangement and Capacity	1164	717	660	79	95	2715	4.0
Ventilation/Airy/Lighting	1029	754	682	91	78	2634	4.0
Suitable Timings	1006	749	707	83	79	2624	4.0
Staff Behaviour	982	696	747	105	98	2628	3.9
Latest Books & Journals & Magazines	970	713	724	113	114	2634	3.9
Access to online & Offline Journals and Magazines	930	703	756	114	128	2631	3.8
Availability of Daily Newspapers	1056	710	670	84	77	2597	4.0
Total	7137	5042	4946	669	669	18463	3.9

Course wise Mean Score



Option wise Respondents



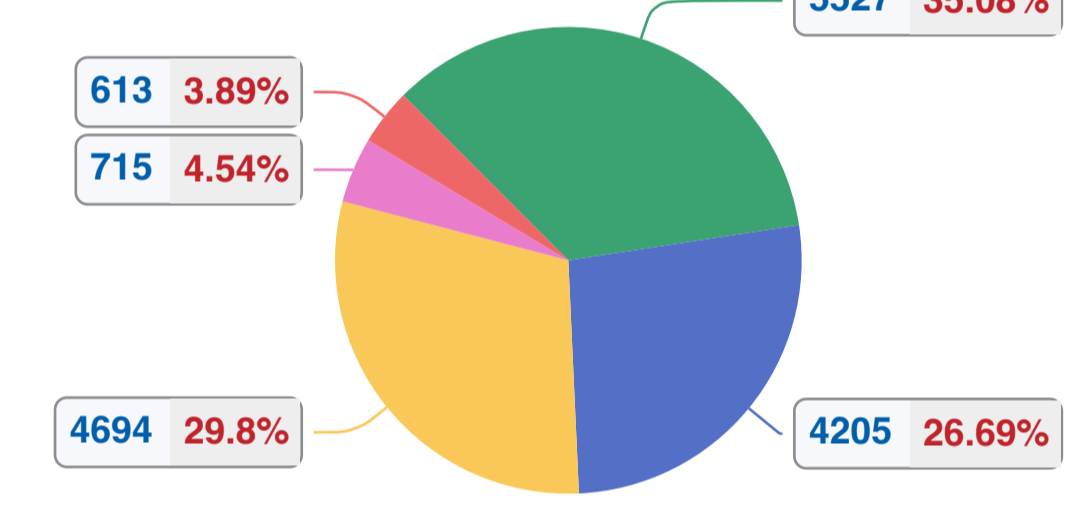
3 - Administration, Office & Campus

Parameter	Excellent (5)	Very Good (4)	Good (3)	Fair (2)	Average (1)	Total	Mean Score
Staff Behaviour	1015	721	739	108	114	2697	3.9
Easy access/availability	883	715	782	130	115	2625	3.8
Service Promptness	881	689	803	131	108	2612	3.8
Grievance Redressal	860	694	827	130	98	2609	3.8
Do the girls feel secure in the campus?	966	706	757	101	90	2620	3.9
Was your time at the college intellectually enriching?	922	680	786	115	88	2591	3.9
Total	5527	4205	4694	715	613	15754	3.8

Course wise Mean Score



Option wise Respondents



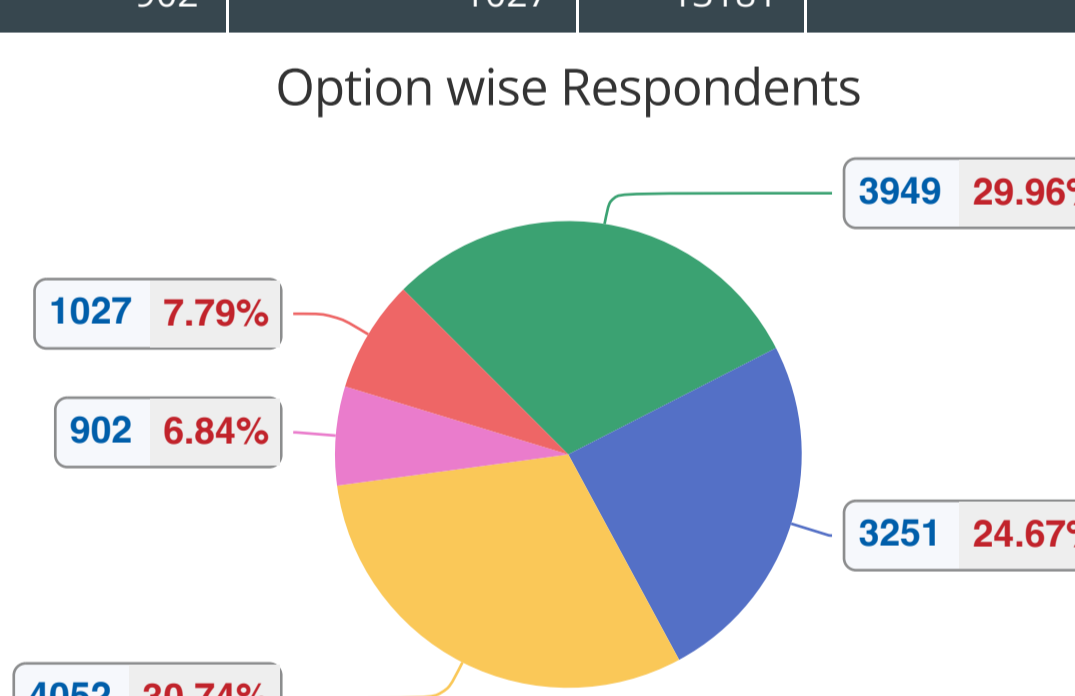
4 - Canteen

Parameter	Excellent (5)	Very Good (4)	Good (3)	Fair (2)	Average (1)	Total	Mean Score
Behaviour of canteen staff	901	711	828	129	126	2695	3.8
Pricing of the items	765	654	810	201	198	2628	3.6
Variety of items available	758	646	809	194	220	2627	3.6
Quality of Food	753	607	807	198	252	2617	3.5
Ambience & Cleanliness	772	633	798	180	231	2614	3.6
Total	3949	3251	4052	902	1027	13181	3.6

Course wise Mean Score



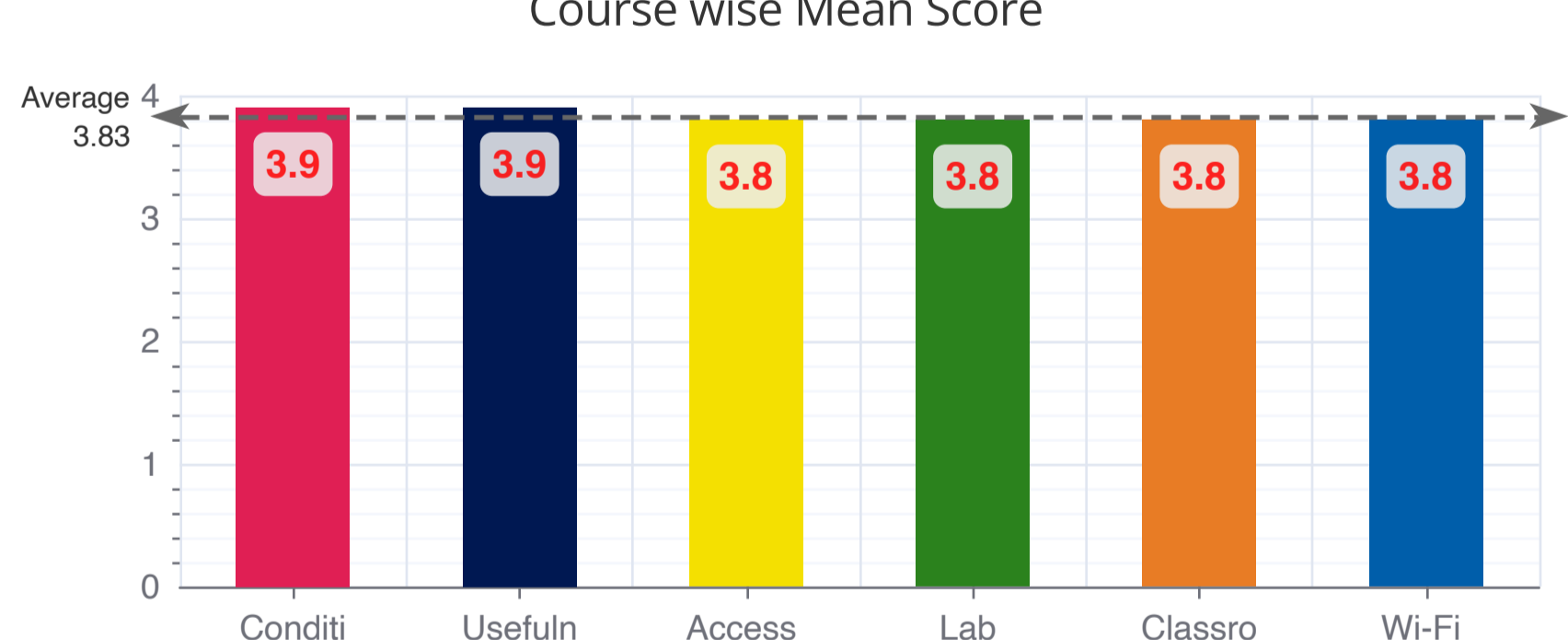
Option wise Respondents



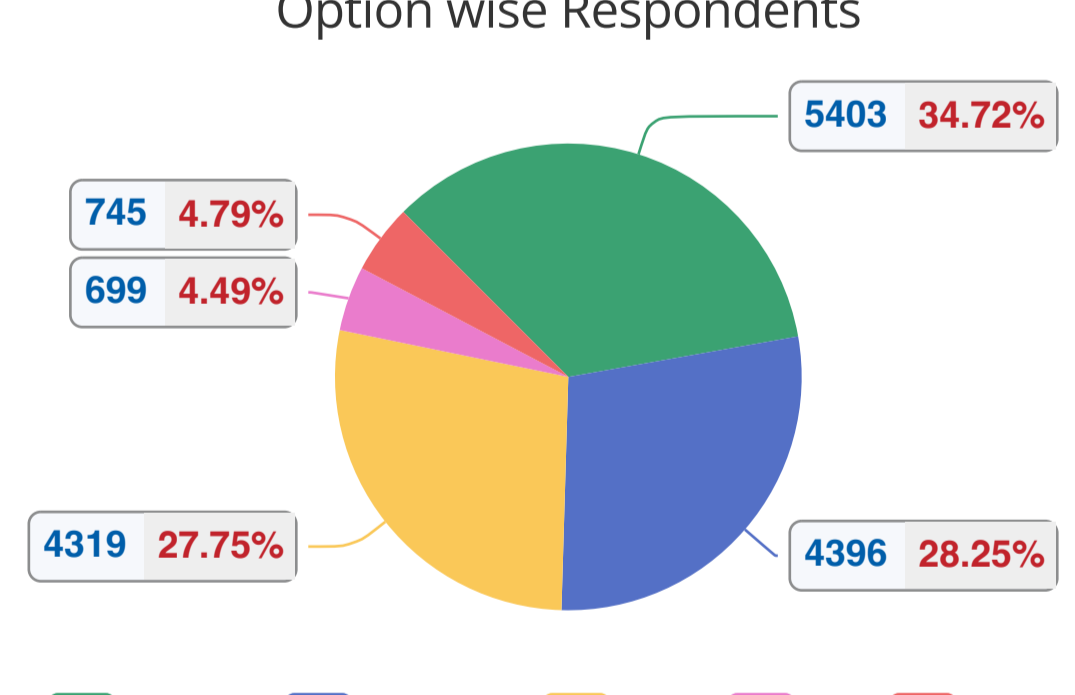
5 - Computer Labs

Parameter	Excellent (5)	Very Good (4)	Good (3)	Fair (2)	Average (1)	Total	Mean Score
Condition & Quality of Hardware (Desktops, printers etc)	988	742	705	105	112	2652	3.9
Usefulness & working of installed software	894	754	724	103	115	2590	3.9
Access to Computer Labs	891	734	747	112	105	2589	3.9
Lab Timings	866	748	736	119	106	2575	3.8
Classroom Projectors/ Smart boards working	901	719	707	124	134	2585	3.8
Wi-Fi facility	863	699	700	136	173	2571	3.8
Total	5403	4396	4319	699	745	15562	3.8

Course wise Mean Score



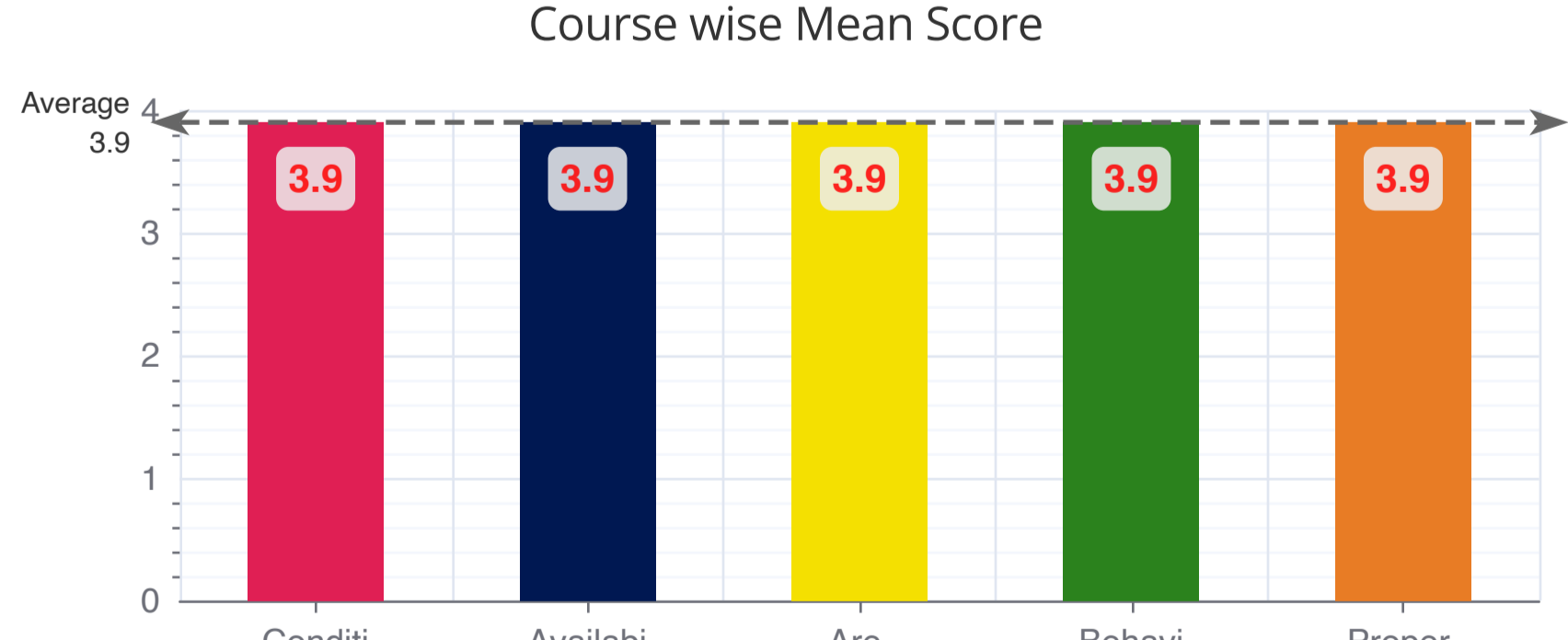
Option wise Respondents



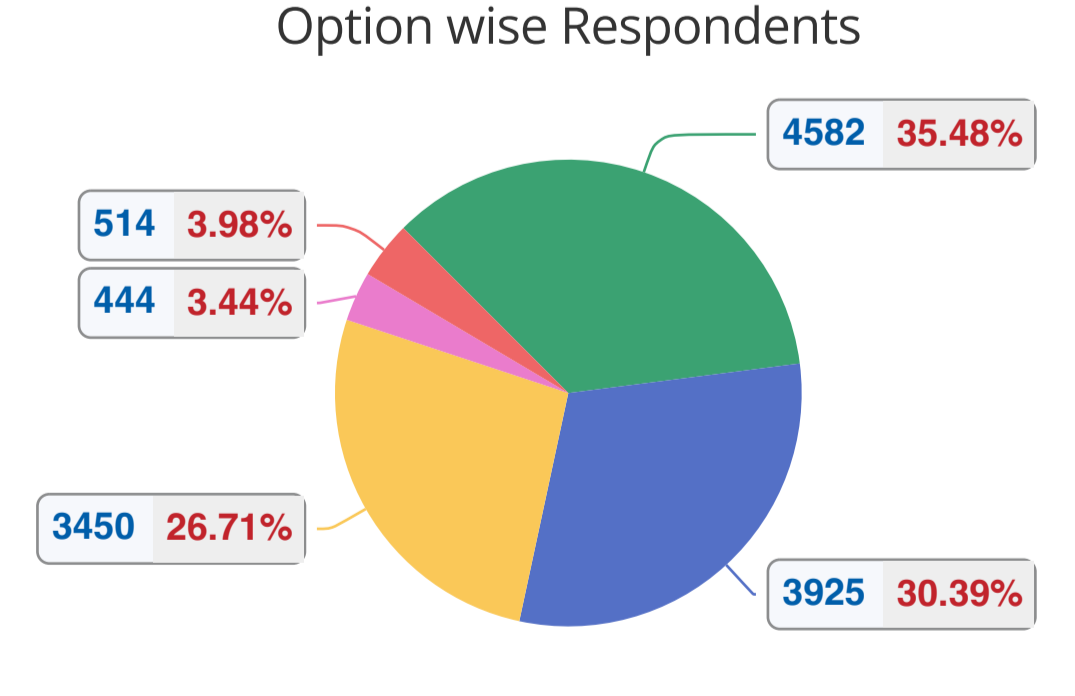
6 - Other Lab Facilities

Parameter	Excellent (5)	Very Good (4)	Good (3)	Fair (2)	Average (1)	Total	Mean Score
Condition & Quality of Apparatus/Equipments	996	762	677	91	107	2633	3.9
Availability of Apparatus/equipments	875	796	720	86	102	2579	3.9
Are practicals conducted regularly as per time table	908	786	690	85	106	2575	3.9
Behaviour of Lab Staff	898	798	694	87	99	2576	3.9
Proper instructions given by Faculty	905	783	669	95	100	2552	3.9
Total	4582	3925	3450	444	514	12915	3.9

Course wise Mean Score



Option wise Respondents



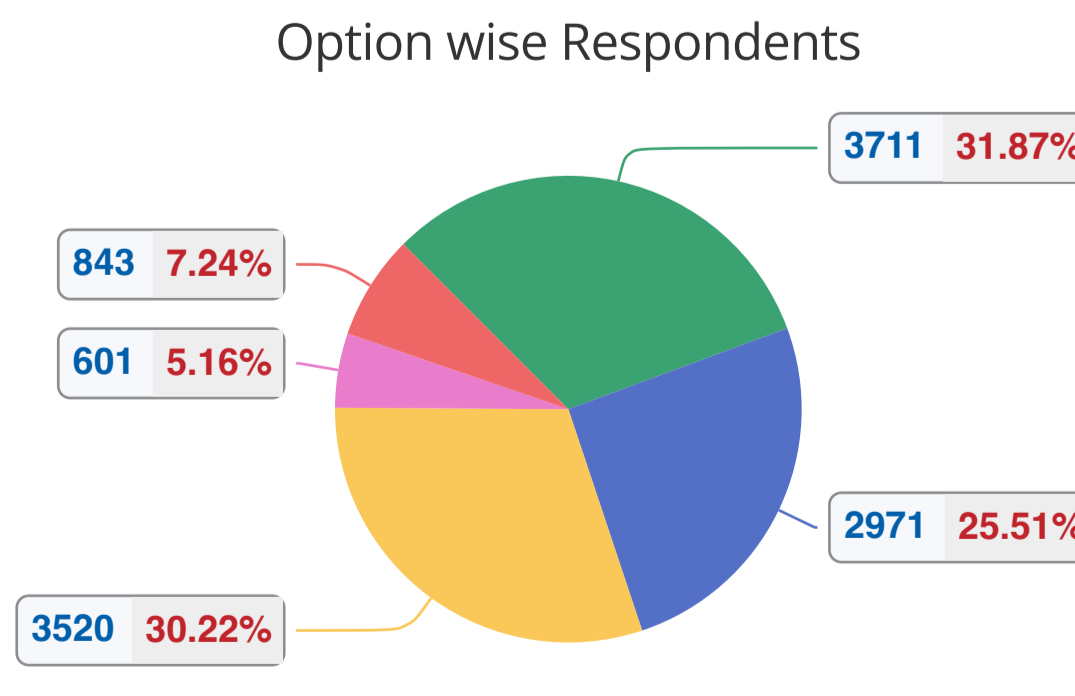
7 - Hostel (if applicable)

Parameter	Excellent (5)	Very Good (4)	Good (3)	Fair (2)	Average (1)	Total	Mean Score
Availability of Clean Drinking Water	750	604	694	111	164	2323	3.7
Mess facilities	723	585	723	118	170	2319	3.7
Rooms	787	603	704	116	169	2379	3.7
Toilets	710	590	692	145	182	2319	3.6
Grievances redressal system	741	589	707	111	158	2306	3.7
Total	3711	2971	3520	601	843	11646	3.7

Course wise Mean Score



Option wise Respondents



Overall Mean Score for Various Parameters by Students of Various Courses

Course\Parameter	Class Rooms	Library	Administration, Office & Campus	Canteen	Computer Labs	Other Lab Facilities	Hostel (if applicable)	Course wise Mean Score
Parameter wise Mean Score	3.8	3.9	3.8	3.6	3.8	3.9	3.7	3.8

Useful Links

- Punjab Government
- DPI (Colleges), Punjab
- Aashirwad Scholarship
- Punjab University, Chandigarh
- Punjab University, Patiala
- Guru Nanak Dev Uni., Amritsar
- UGC-Uni. Grants Commission
- NAAC
- INFILIBNET

Other Information

- For any queries / guidelines candidates may drop us an e-Mail on gcbathinda@gmail.com
- Candidates must mention their Applicant ID, OTP, Registered Name, Father's Name, Mother's Name, Date of Birth & Mobile No/E-Mail ID in their mails.
- Best viewed with Mozilla Firefox 38+, Google Chrome 40+, Internet Explorer 9+
- © Copyright 2014-2019 - Government Rajindra College Bathinda, Punjab (INDIA). All rights reserved. www.online.grcb.ac.in
- View our [Privacy Policy](#) and [Disclaimer](#)